

somethingspace.com presents

# CUT N' PASTE PLAYSET: THE RED LIGHT DISTRICT

conceived by Justin Anderson, Liam Eagle and Aaron Abrams

illustrated by Liam Eagle and Justin Anderson

march 10, 2002

# INSTRUCTIONS

## INTRODUCTION:

Few scenes capture the imagination quite so effectively as the red light district. Perhaps the circus is one of them. With this Somethingspace Cut n' Paste Playset, you'll have hours of fun playing acting out streetcorner dramas. Will Claire take business away from Carla? Will Jean-Claude ever get his fix? Will Paul ever get out of his dead-end night shift job? Will the girls have Diamond J's money? Who killed Candy? Is that Dawson's Creek star James Van Der Beek driving past? Get out your glue, your scissors and your imagination!

## SCENERY:

Place page 2, the street, face up on a flat surface. Cut out the buildings on page 3, including the grey shaded area. Next, cut along the one inch dotted line in the grey area, creating two flaps. Fold along the thick black line between the buildings and the one at the base of the buildings. Apply glue to the flaps, and attach the buildings to the ground in the marked area.

## VEHICLES:

Cut along the outside of the dark outline surrounding the vehicle patterns. Be careful not to cut inside the pattern. Fold the pattern along the dark black lines. Apply glue to the grey shaded tabs. Fold the pattern into a "box" shape. Keep the grey tabs inside the box. Place the vehicles blank side down on the street.

## CHARACTERS:

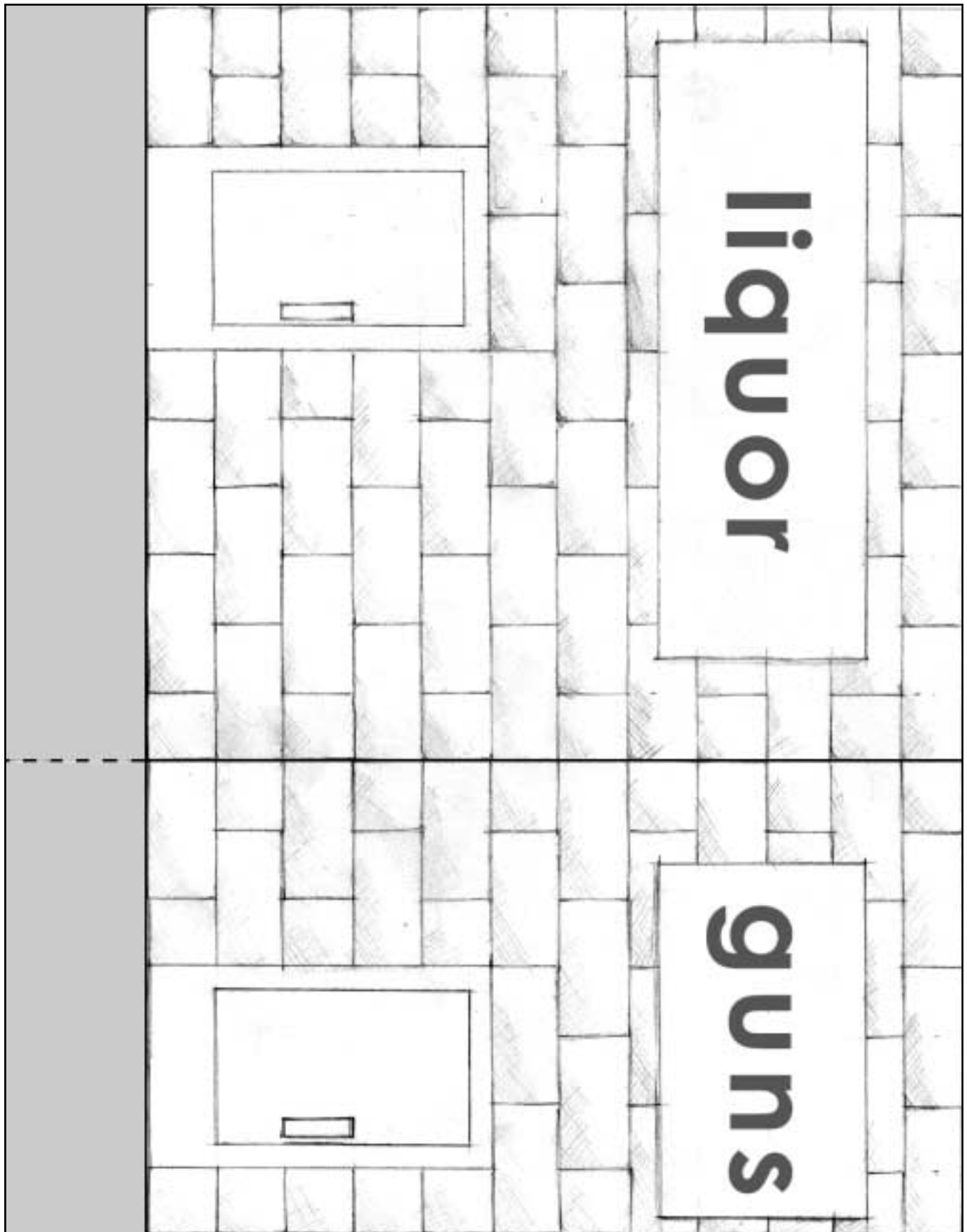
Cut around the outline of each character and each of their stands separately. Cut along the dark black lines in the stand and the base of each character. Be careful not to cut all the way across. Match up the two slits, and fit the pieces together, forming a stand. In the case of Candy, the dead whore, simply cut around the outline. Place the characters in the scene.

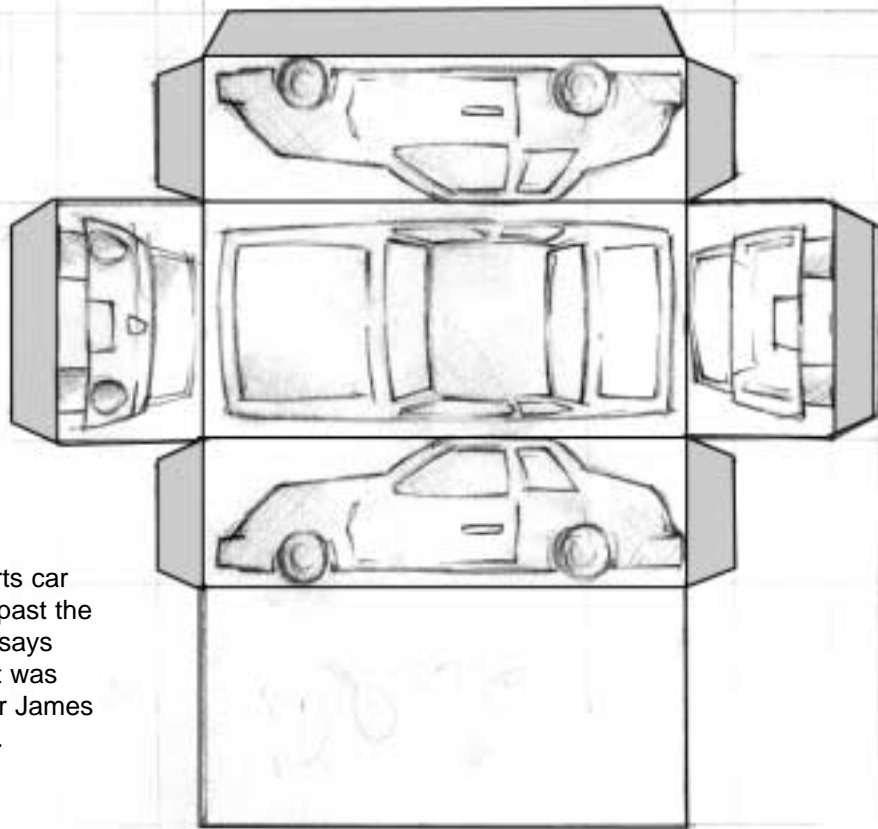
## PUZZLES:

Each game on the puzzle page has its own instructions, which can also be found on the puzzle page.

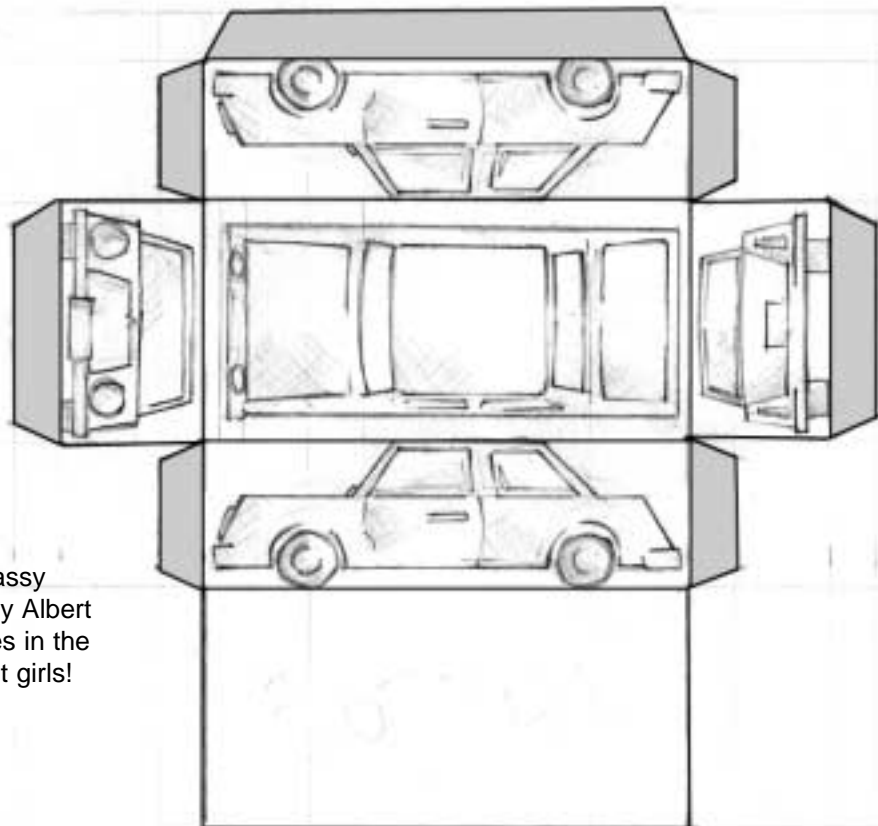
## ENJOY!







A speedy sports car seen cruising past the corner. Claire says she's certain it was driven by actor James Van Der Beek.



Diamond J's classy sedan, driven by Albert as the man rides in the back. Watch out girls!




Paul

He works the night shift at the Liquor store to make ends meet.



Claire

The new girl on the street. She's still making mistakes, and she really looks up to Carla.



Jean-Claude

He's jonesin bad. He'll do anything for a hit. Seriously.



Carla

The old pro. She's worried Claire might take her business, but she looks out for the kid.



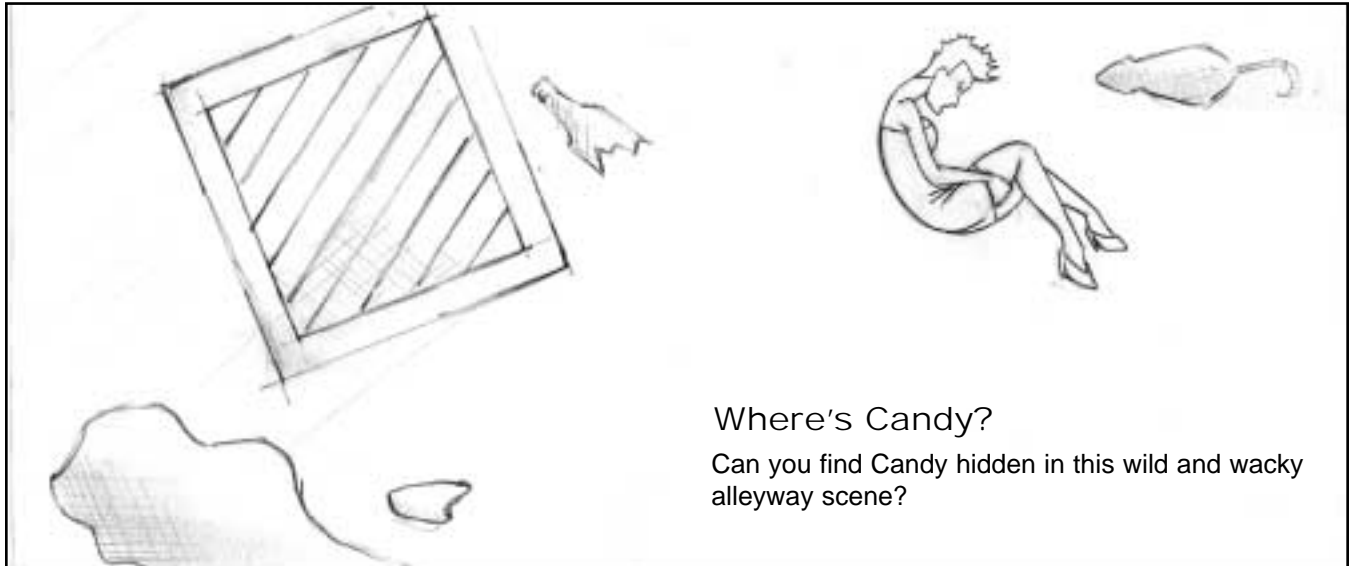
Diamond J

The man. He tells Carla and Claire what's what.



Candy

Candy is dead.



Where's Candy?

Can you find Candy hidden in this wild and wacky alleyway scene?

Maze


Who will make it through life's twists and turns, and finally find dignity?



Word Search

Find the following words in the box below:

- Needle
- Smack
- Whore
- Van Der Beek
- Strangle



Which One is Different?

Which of these pictures of Candy is not like the others?



A



B



C



D

Answer: D, Candy is dead.